

EDR96-24DC

Electronic Class P UNIV 5 in 1 dimming

Plastic Suitable For Dry And Damp Location Enclosure

Single Circuit: **24VDC**

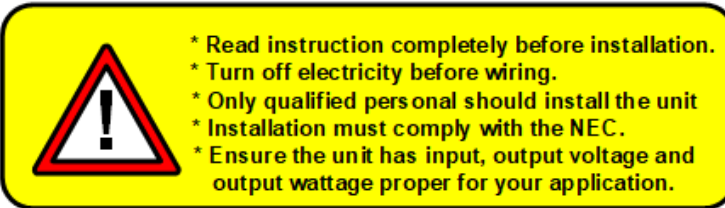

Total Wattage: **96W max**

Input Voltage: **100-277V 50/60Hz**



Conforms to UL STD. 8750
Certified to CSA
STD. C22.2 No 250.13

Installation Instruction for



Mounting

The Driver must be mounted in at least 10" of a free flow air space for proper ventilation.

The Driver must never be mounted next to or above heat radiated objects.

Rail installation method: Installed on TS-35/7.5 or TS-35/15 rail.

The maximum ambient temperature should not exceed 70 deg. C (158 deg. F)

See derating curve below.

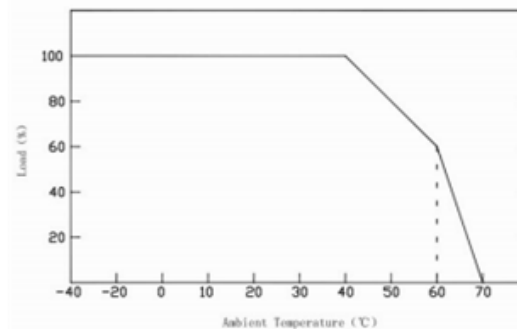
Input Connection

Bring your line, neutral and Ground wires and connect them to the L, N and Ground terminal blocks.

Output Connection

Bring your lights wires and connect to the + and - terminal blocks.

For easy installation there are two + and two - terminal blocks. You can use each one or both together. Make sure all your connection tight.



Derating Curve

Mailing Address: 646 Flinn Ave. Unit B, Moorpark, CA 93021 Tech support: Arik Nirenberg phone: 818-904-3309

Fax: 818 904 3327 info@emcod.com techsupport@emcod.com